


Ideas for Dyslexia-Friendly Formats

When producing documents and worksheets, it is important to focus on the presentation and lay-out to ensure that information is easily accessible.



The following suggestions may be helpful:

- ✦ Use text at pitch 12 or above
- ✦ Use fonts which are clear, rounded and have a space between letters, such as:

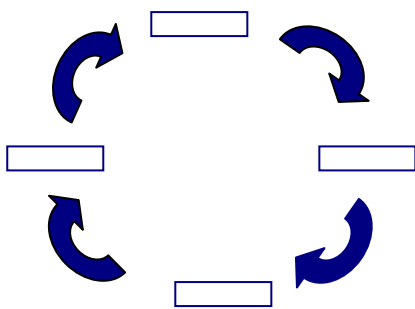
Century Gothic **Comic Sans** Arial Verdana Tahoma

or a font which is similar to the handwriting style being taught in school.

Sassoon Primary Type **Primary Cheynes** Sassoon Primary **Infant**

- ✦ Use 1.5 or 2-line spacing
- ✦ Use wide margins
- ✦ If possible, avoid black text on a white background and light text on a dark background
- ✦ Use lower case rather than capital letters, where possible
- ✦ Use matt paper as it can help to reduce 'glare'
- ✦ Use pastel shades of paper (cream is a good alternative to white)
- ✦ Use numbers or bullet points rather than continuous prose
- ✦ Avoid the use of background graphics with text over the top

- ✦ Use text boxes or borders for headings or to highlight important text. Avoid underlining and *italics* which can make words 'run together' – use bold text for titles, sub-headings or to draw attention to important information, key vocabulary
- ✦ Colour-code text – information in one colour, questions in another
- ✦ Include flow charts, illustrations and diagrams to break up large sections of text and/or to demonstrate a particular procedure



The Elephant


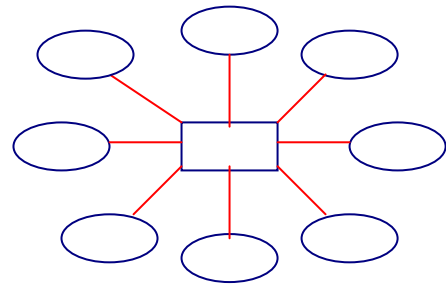
Elephants come from Africa or India.
They are very large animals and they li

.....

.....

.....

.....

- ✦ Ensure that data, charts and diagrams are easily accessible and not back-to-back with related tasks
- ✦ Ensure sentences and written instructions are short and simple
- ✦ Dense blocks of text are difficult to read – keep paragraphs short
- ✦ Avoid too much text on the page. Make sure that it isn't too cluttered
- ✦ Remember to leave plenty of space on a worksheet or writing frame for people with dyslexia to write their responses

